

Rigby Police Department

Population: 3,095
County: Jefferson

Offense Overview

- Offense total 103
- % change from 2003 **-42.8**
- # of cleared offenses 61
- Percent cleared 59.2

- Group "A" Crime Rate per 100,000 population 3327.9

- Summary based reporting crime rate per 100,000 population is calculated for other state crime comparisons only. 1906.3

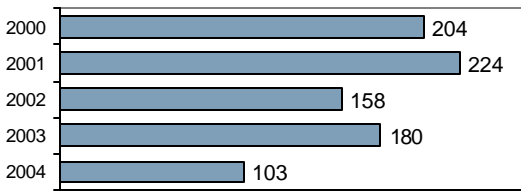
Arrest Overview

- Arrest total 97
- % change from 2003 **-52.5**
- Adult arrest total 54
- Juvenile arrest total 43

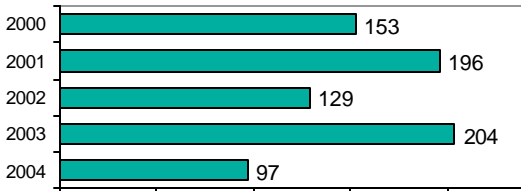
- Arrest Rate per 100,000 population 3134.1

Group "A" Offenses	Offenses		Arrests	
	# Reported	# Cleared	Adult	Juvenile
Murder	2	2	1	0
Negligent Manslaughter	0	0	0	0
Forcible Rape	0	0	0	0
Robbery	1	1	1	0
Aggravated Assault	3	3	1	0
Burglary	5	2	2	0
Larceny	47	18	8	11
Motor Vehicle Theft	1	0	0	0
Arson	0	0	0	0
Simple Assault	21	20	7	8
Intimidation	0	0	0	0
Bribery	0	0	0	0
Counterfeiting/Forgery	0	0	0	0
Vandalism	16	9	3	5
Drug/Narcotics	3	3	1	2
Drug Equipment	1	1	0	0
Embezzlement	1	0	0	0
Extortion/Blackmail	0	0	0	0
Fraud	2	2	2	0
Gambling	0	0	0	0
Kidnaping	0	0	0	0
Pornography	0	0	0	0
Prostitution	0	0	0	0
Forcible Sodomy	0	0	0	0
Sexual Assault w/Object	0	0	0	0
Forcible Fondling	0	0	1	0
Incest	0	0	0	0
Statutory Rape	0	0	0	0
Stolen Property	0	0	0	0
Weapon Law Violation	0	0	0	0
Total Group "A"	103	61	27	26

Total Offenses - 5 year trend



Total Arrests - 5 year trend



Group "B" Arrests	Arrests	
	Adult	Juvenile
Bad Checks	0	0
Curfew/Vagrancy	0	0
Disorderly Conduct	4	2
DUI	5	0
Drunkenness	0	0
Family Offense-nonviolent	0	0
Liquor Law Violation	9	5
Peeping Tom	0	0
Runaways	0	1
Trespass	0	0
All Other Offenses	9	9
Total Group "B"	27	17

Jefferson County Sheriff

Population: 17,497
County: Jefferson

Offense Overview

- Offense total 290
- % change from 2003 **-1.7**
- # of cleared offenses 98
- Percent cleared 33.8

- Group "A" Crime Rate per 100,000 population 1657.4

- Summary based reporting crime rate per 100,000 population is calculated for other state crime comparisons only. 840.1


Arrest Overview

- Arrest total 187
- % change from 2003 **-27.5**
- Adult arrest total 124
- Juvenile arrest total 63

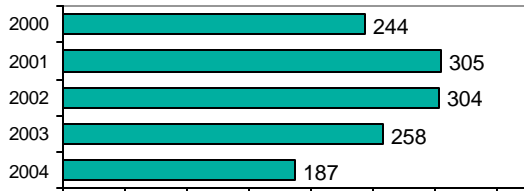
- Arrest Rate per 100,000 population 1068.8

Group "A" Offenses	Offenses		Arrests	
	# Reported	# Cleared	Adult	Juvenile
Murder	0	0	0	0
Negligent Manslaughter	0	0	0	0
Forcible Rape	2	2	1	1
Robbery	0	0	0	0
Aggravated Assault	14	14	10	3
Burglary	7	3	1	2
Larceny	119	11	6	4
Motor Vehicle Theft	5	1	0	1
Arson	0	0	0	0
Simple Assault	46	46	35	2
Intimidation	1	0	0	0
Bribery	0	0	0	0
Counterfeiting/Forgery	0	0	0	0
Vandalism	80	6	1	3
Drug/Narcotics	3	3	2	1
Drug Equipment	4	4	1	2
Embezzlement	0	0	0	0
Extortion/Blackmail	0	0	0	0
Fraud	1	1	1	0
Gambling	0	0	0	0
Kidnaping	0	0	0	0
Pornography	0	0	0	0
Prostitution	0	0	0	0
Forcible Sodomy	0	0	0	0
Sexual Assault w/Object	0	0	0	0
Forcible Fondling	8	7	1	3
Incest	0	0	0	0
Statutory Rape	0	0	0	0
Stolen Property	0	0	0	0
Weapon Law Violation	0	0	0	0
Total Group "A"	290	98	59	22

Total Offenses - 5 year trend



Total Arrests - 5 year trend



Group "B" Arrests	Arrests	
	Adult	Juvenile
Bad Checks	1	0
Curfew/Vagrancy	0	0
Disorderly Conduct	11	5
DUI	22	1
Drunkenness	0	0
Family Offense-nonviolent	2	0
Liquor Law Violation	13	9
Peeping Tom	0	0
Runaways	0	2
Trespass	6	5
All Other Offenses	10	19
Total Group "B"	65	41

Jefferson County Total

Population: 20,592
County: Jefferson

Offense Overview

- Offense total 393
- % change from 2003 **-17.3**
- # of cleared offenses 159
- Percent cleared 40.5

- Group "A" Crime Rate per 100,000 population 1908.5

- Summary based reporting crime rate per 100,000 population is calculated for other state crime comparisons only. 1000.4

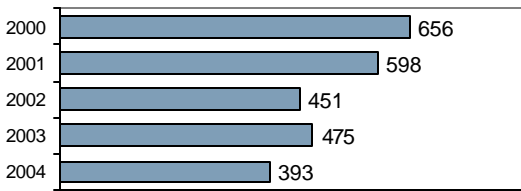
Arrest Overview

- Arrest total 284
- % change from 2003 **-38.5**
- Adult arrest total 178
- Juvenile arrest total 106

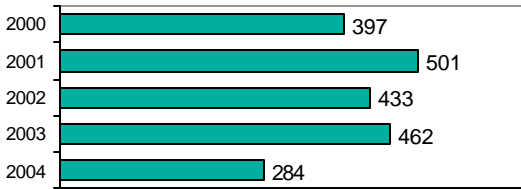
- Arrest Rate per 100,000 population 1379.2

Group "A" Offenses	Offenses		Arrests	
	# Reported	# Cleared	Adult	Juvenile
Murder	2	2	1	0
Negligent Manslaughter	0	0	0	0
Forcible Rape	2	2	1	1
Robbery	1	1	1	0
Aggravated Assault	17	17	11	3
Burglary	12	5	3	2
Larceny	166	29	14	15
Motor Vehicle Theft	6	1	0	1
Arson	0	0	0	0
Simple Assault	67	66	42	10
Intimidation	1	0	0	0
Bribery	0	0	0	0
Counterfeiting/Forgery	0	0	0	0
Vandalism	96	15	4	8
Drug/Narcotics	6	6	3	3
Drug Equipment	5	5	1	2
Embezzlement	1	0	0	0
Extortion/Blackmail	0	0	0	0
Fraud	3	3	3	0
Gambling	0	0	0	0
Kidnaping	0	0	0	0
Pornography	0	0	0	0
Prostitution	0	0	0	0
Forcible Sodomy	0	0	0	0
Sexual Assault w/Object	0	0	0	0
Forcible Fondling	8	7	2	3
Incest	0	0	0	0
Statutory Rape	0	0	0	0
Stolen Property	0	0	0	0
Weapon Law Violation	0	0	0	0
Total Group "A"	393	159	86	48

Total Offenses - 5 year trend



Total Arrests - 5 year trend



Group "B" Arrests	Arrests	
	Adult	Juvenile
Bad Checks	1	0
Curfew/Vagrancy	0	0
Disorderly Conduct	15	7
DUI	27	1
Drunkenness	0	0
Family Offense-nonviolent	2	0
Liquor Law Violation	22	14
Peeping Tom	0	0
Runaways	0	3
Trespass	6	5
All Other Offenses	19	28
Total Group "B"	92	58