

Aberdeen Police Department

Population: 1,875

County: Bingham

Offense Overview

- Offense total 33
- % change from 2003 -62.5
- # of cleared offenses 9
- Percent cleared 27.3

• Group "A" Crime Rate per 100,000 population 1760.0

• Summary based reporting crime rate per 100,000 population is calculated for other state crime comparisons only. 586.7

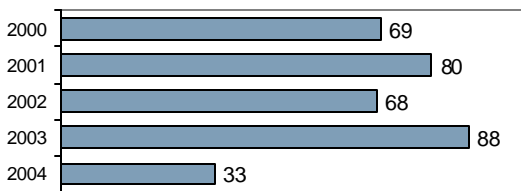
Arrest Overview

- Arrest total 45
- % change from 2003 -56.3
- Adult arrest total 28
- Juvenile arrest total 17

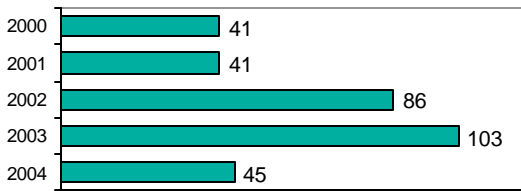
• Arrest Rate per 100,000 population 2400.0

Group "A" Offenses	Offenses		Arrests	
	# Reported	# Cleared	Adult	Juvenile
Murder	0	0	0	0
Negligent Manslaughter	0	0	0	0
Forcible Rape	0	0	0	0
Robbery	0	0	0	0
Aggravated Assault	0	0	0	0
Burglary	0	0	0	0
Larceny	10	2	1	3
Motor Vehicle Theft	1	1	0	0
Arson	0	0	0	0
Simple Assault	8	4	2	1
Intimidation	0	0	0	0
Bribery	0	0	0	0
Counterfeiting/Forgery	2	1	0	0
Vandalism	9	0	0	0
Drug/Narcotics	2	1	1	0
Drug Equipment	1	0	0	0
Embezzlement	0	0	0	0
Extortion/Blackmail	0	0	0	0
Fraud	0	0	0	0
Gambling	0	0	0	0
Kidnaping	0	0	0	0
Pornography	0	0	0	0
Prostitution	0	0	0	0
Forcible Sodomy	0	0	0	0
Sexual Assault w/Object	0	0	0	0
Forcible Fondling	0	0	0	0
Incest	0	0	0	0
Statutory Rape	0	0	0	0
Stolen Property	0	0	0	0
Weapon Law Violation	0	0	0	0
Total Group "A"	33	9	4	4

Total Offenses - 5 year trend



Total Arrests - 5 year trend



Group "B" Arrests	Arrests	
	Adult	Juvenile
Bad Checks	1	0
Curfew/Vagrancy	0	0
Disorderly Conduct	1	0
DUI	9	0
Drunkenness	0	0
Family Offense-nonviolent	0	0
Liquor Law Violation	8	13
Peeping Tom	0	0
Runaways	0	0
Trespass	2	0
All Other Offenses	3	0
Total Group "B"	24	13

Blackfoot Police Department

Population: 10,856
County: Bingham

Offense Overview

- Offense total 1,147
- % change from 2003 18.4
- # of cleared offenses 415
- Percent cleared 36.2

- Group "A" Crime Rate per 100,000 population 10565.6

- Summary based reporting crime rate per 100,000 population is calculated for other state crime comparisons only. 4347.8

Arrest Overview

- Arrest total 839
- % change from 2003 44.2
- Adult arrest total 497
- Juvenile arrest total 342


- Arrest Rate per 100,000 population 7728.4

Group "A" Offenses	Offenses		Arrests	
	# Reported	# Cleared	Adult	Juvenile
Murder	0	0	0	0
Negligent Manslaughter	0	0	0	0
Forcible Rape	3	1	1	0
Robbery	0	0	3	1
Aggravated Assault	17	13	9	2
Burglary	58	8	2	8
Larceny	373	73	41	30
Motor Vehicle Theft	21	5	2	3
Arson	0	0	0	0
Simple Assault	175	133	65	41
Intimidation	5	2	2	0
Bribery	0	0	0	0
Counterfeiting/Forgery	33	5	3	0
Vandalism	235	38	12	11
Drug/Narcotics	76	60	37	15
Drug Equipment	52	50	7	7
Embezzlement	9	1	1	0
Extortion/Blackmail	0	0	0	0
Fraud	57	9	4	0
Gambling	0	0	0	0
Kidnaping	1	1	0	0
Pornography	0	0	0	0
Prostitution	0	0	0	0
Forcible Sodomy	0	0	0	0
Sexual Assault w/Object	0	0	0	0
Forcible Fondling	21	7	1	2
Incest	0	0	0	0
Statutory Rape	3	1	0	0
Stolen Property	4	4	3	3
Weapon Law Violation	4	4	2	0
Total Group "A"	1,147	415	195	123

Total Offenses - 5 year trend



Total Arrests - 5 year trend



Group "B" Arrests	Arrests	
	Adult	Juvenile
Bad Checks	8	0
Curfew/Vagrancy	13	25
Disorderly Conduct	22	26
DUI	95	6
Drunkenness	3	3
Family Offense-nonviolent	0	0
Liquor Law Violation	31	38
Peeping Tom	0	1
Runaways	0	21
Trespass	19	13
All Other Offenses	111	86
Total Group "B"	302	219

Shelley Police Department

Population: 3,962
County: Bingham

Offense Overview

- Offense total 214
- % change from 2003 39.0
- # of cleared offenses 104
- Percent cleared 48.6

• Group "A" Crime Rate per 100,000 population 5401.3

• Summary based reporting crime rate per 100,000 population is calculated for other state crime comparisons only. 2195.9

Arrest Overview

- Arrest total 213
- % change from 2003 15.1
- Adult arrest total 129
- Juvenile arrest total 84

• Arrest Rate per 100,000 population 5376.1

Group "A" Offenses	Offenses		Arrests	
	# Reported	# Cleared	Adult	Juvenile
Murder	0	0	0	0
Negligent Manslaughter	0	0	0	0
Forcible Rape	0	0	0	0
Robbery	0	0	0	0
Aggravated Assault	1	0	0	1
Burglary	7	3	3	2
Larceny	76	22	5	12
Motor Vehicle Theft	3	2	0	2
Arson	0	0	0	0
Simple Assault	41	35	12	10
Intimidation	3	2	1	0
Bribery	0	0	0	0
Counterfeiting/Forgery	2	0	0	0
Vandalism	42	6	0	5
Drug/Narcotics	17	15	9	3
Drug Equipment	9	9	4	0
Embezzlement	0	0	0	0
Extortion/Blackmail	0	0	0	0
Fraud	3	2	0	0
Gambling	0	0	0	0
Kidnaping	0	0	0	0
Pornography	0	0	0	0
Prostitution	0	0	0	0
Forcible Sodomy	0	0	0	0
Sexual Assault w/Object	0	0	0	0
Forcible Fondling	7	6	1	2
Incest	0	0	0	0
Statutory Rape	0	0	0	0
Stolen Property	0	0	0	0
Weapon Law Violation	3	2	0	2
Total Group "A"	214	104	35	39

Total Offenses - 5 year trend



Total Arrests - 5 year trend



Group "B" Arrests	Arrests	
	Adult	Juvenile
Bad Checks	8	0
Curfew/Vagrancy	0	0
Disorderly Conduct	2	10
DUI	33	2
Drunkenness	2	0
Family Offense-nonviolent	0	0
Liquor Law Violation	19	18
Peeping Tom	0	0
Runaways	0	2
Trespass	4	2
All Other Offenses	26	11
Total Group "B"	94	45

Bingham County Sheriff

Population: 27,079
County: Bingham

Offense Overview

- Offense total 840
- % change from 2003 13.4
- # of cleared offenses 311
- Percent cleared 37.0

- Group "A" Crime Rate per 100,000 population 3102.0

- Summary based reporting crime rate per 100,000 population is calculated for other state crime comparisons only. 1192.8

Arrest Overview

- Arrest total 567
- % change from 2003 5.6
- Adult arrest total 402
- Juvenile arrest total 165


- Arrest Rate per 100,000 population 2093.9

Group "A" Offenses	Offenses		Arrests	
	# Reported	# Cleared	Adult	Juvenile
Murder	0	0	0	0
Negligent Manslaughter	0	0	0	0
Forcible Rape	3	1	0	0
Robbery	2	1	3	0
Aggravated Assault	14	4	1	1
Burglary	90	9	7	4
Larceny	189	22	16	8
Motor Vehicle Theft	24	6	3	2
Arson	1	0	0	0
Simple Assault	154	122	81	12
Intimidation	6	5	3	1
Bribery	0	0	0	0
Counterfeiting/Forgery	12	3	2	0
Vandalism	182	16	1	9
Drug/Narcotics	57	53	41	9
Drug Equipment	53	52	10	4
Embezzlement	1	0	0	0
Extortion/Blackmail	0	0	0	0
Fraud	27	4	2	0
Gambling	0	0	0	0
Kidnaping	0	0	0	0
Pornography	0	0	0	0
Prostitution	0	0	0	0
Forcible Sodomy	1	0	0	0
Sexual Assault w/Object	0	0	0	0
Forcible Fondling	15	6	1	3
Incest	0	0	0	0
Statutory Rape	6	4	4	0
Stolen Property	1	1	1	0
Weapon Law Violation	2	2	0	0
Total Group "A"	840	311	176	53

Total Offenses - 5 year trend



Total Arrests - 5 year trend



Group "B" Arrests	Arrests	
	Adult	Juvenile
Bad Checks	3	0
Curfew/Vagrancy	0	0
Disorderly Conduct	12	6
DUI	92	2
Drunkenness	2	1
Family Offense-nonviolent	1	0
Liquor Law Violation	50	30
Peeping Tom	0	0
Runaways	0	7
Trespass	3	3
All Other Offenses	63	63
Total Group "B"	226	112

Bingham County Total

Population: 43,772

County: Bingham

Offense Overview

- Offense total 2,234
- % change from 2003 14.4
- # of cleared offenses 839
- Percent cleared 37.6

• Group "A" Crime Rate per 100,000 population 5103.7

• Summary based reporting crime rate per 100,000 population is calculated for other state crime comparisons only. 2040.1

Arrest Overview

- Arrest total 1,664
- % change from 2003 18.3
- Adult arrest total 1,056
- Juvenile arrest total 608

• Arrest Rate per 100,000 population 3801.5

Group "A" Offenses	Offenses		Arrests	
	# Reported	# Cleared	Adult	Juvenile
Murder	0	0	0	0
Negligent Manslaughter	0	0	0	0
Forcible Rape	6	2	1	0
Robbery	2	1	6	1
Aggravated Assault	32	17	10	4
Burglary	155	20	12	14
Larceny	648	119	63	53
Motor Vehicle Theft	49	14	5	7
Arson	1	0	0	0
Simple Assault	378	294	160	64
Intimidation	14	9	6	1
Bribery	0	0	0	0
Counterfeiting/Forgery	49	9	5	0
Vandalism	468	60	13	25
Drug/Narcotics	152	129	88	27
Drug Equipment	115	111	21	11
Embezzlement	10	1	1	0
Extortion/Blackmail	0	0	0	0
Fraud	87	15	6	0
Gambling	0	0	0	0
Kidnaping	1	1	0	0
Pornography	0	0	0	0
Prostitution	0	0	0	0
Forcible Sodomy	1	0	0	0
Sexual Assault w/Object	0	0	0	0
Forcible Fondling	43	19	3	7
Incest	0	0	0	0
Statutory Rape	9	5	4	0
Stolen Property	5	5	4	3
Weapon Law Violation	9	8	2	2
Total Group "A"	2,234	839	410	219

Total Offenses - 5 year trend



Total Arrests - 5 year trend



Group "B" Arrests	Arrests	
	Adult	Juvenile
Bad Checks	20	0
Curfew/Vagrancy	13	25
Disorderly Conduct	37	42
DUI	229	10
Drunkenness	7	4
Family Offense-nonviolent	1	0
Liquor Law Violation	108	99
Peeping Tom	0	1
Runaways	0	30
Trespass	28	18
All Other Offenses	203	160
Total Group "B"	646	389